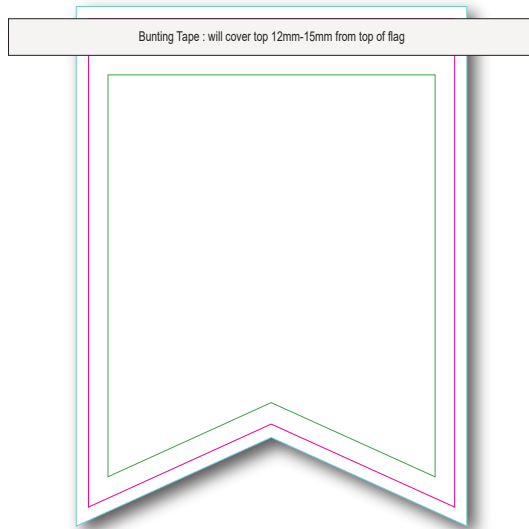




Dove Tail Bunting Template 150x200mm



PRODUCT SPECIFICS:

- Artwork size: 150x200mm (WxH)
- Total size with bleed: 160x212 (WxH)
- Use of vector art is recommended
- Bleed as per the template supplied

TEMPLATE GUIDES

Tape Area	
Bleed Area	
Safe Zone	
Trim Area	

WHAT IS BLEED?

When designing for print it is important to remember that it can be difficult to trim a job right on the edge of a design. In order to achieve the best result possible, you will need to extend your design past the trim lines, so the design can easily be cut down to size. The area that extends past your trim lines is called 'bleed'. In order to get the best results when designing for print, it's important to ensure your artwork always extends past the trim lines.

GENERIC FACTS:

- Convert all text to outlines
- Min 5mm bleed requirement
- File provided in CMYK only
- Our recommended rich black break down in 40%C, 40%M, 40%Y, and 100%K
- Supplied as press ready PDF

IMPORTANT DESIGN NOTES:

As per industry standard colours may vary up to 5%
For the best colour accuracy please use CMYK or refer to the Pantone colour breakup and not your screen.



Bunting Tape : will cover top 12mm-15mm from top of flag

**about
bunting.**