


# Round Edge Rectangle Bunting Template 200x250mm




## PRODUCT SPECS

- Artwork size: 200mm wide x 250mm high
- Total size with bleed 211mm wide x 260mm high
- Bleed as per template supplied

## TEMPLATE GUIDES

Tape Area 

Bleed Area 

Trim Area 

Safe Zone 

## WHAT IS BLEED?

When designing for print it is important to remember that it can be difficult to trim a job right on the edge of a design. In order to achieve the best result possible, you will need to extend your design past the trim lines, so the design can easily be cut down to size. The area that extends past your trim lines is called 'bleed'. In order to get the best results when designing for print, it's important to ensure your artwork always extends past the trim lines.

## GENERIC FACTS:


- Convert all text to outlines
- 5mm bleed requirement
- File provided in CMYK only
- Our recommended rich black break down in 40%C, 40%M, 40%Y, and 100%K
- Supplied as press ready PDF



## IMPORTANT DESIGN NOTES:

As per industry standard colours may vary up to 5%  
For the best colour accuracy please use CMYK or refer to the Pantone colour breakup and not your screen.

Bunting Tape : will cover top 12mm-15mm from top of flag



AB\_RE\_REC\_200x250